

# **Sumeet**


## **INDUSTRIES LIMITED**


REGD. OFF. : 504, TRIVIDH CHAMBER, 5TH FLOOR, OPP. FIRE BRIGADE STATION, RING ROAD, SURAT - 395 002. INDIA.

PHONE : (91-261) 2328902 FAX : (91-261) 2334189

E-mail : [sumeetindus@yahoo.com](mailto:sumeetindus@yahoo.com) Visit us at : [www.sumeetindustries.com](http://www.sumeetindustries.com)

  
**136 %**  
**NET SALES**

  
**138 %**  
**PAT**

  
**137 %**  
**EPS**

### UN-AUDITED FINANCIAL RESULTS FOR THE QUARTER ENDED 31st DECEMBER, 2010

(Rupees In Lacs)

	PARTICULARS	THIRD QUARTER ENDED		NINE MONTHS ENDED		YEAR ENDED
		31.12.2010	31.12.2009	31.12.2010	31.12.2009	31.03.2010
		(UN-AUDITED)	(UN-AUDITED)	(UN-AUDITED)	(UN-AUDITED)	(AUDITED)
1.	(a) Net Sales/Income from Operations	<b>21944.85</b>	11600.25	<b>56975.58</b>	24120.33	36382.25
	(b) Other Operating Income	<b>69.69</b>	86.90	<b>141.69</b>	86.90	1221.85
	<b>Total Income</b>	<b>22014.54</b>	11687.15	<b>57117.27</b>	24207.23	37604.10
2.	Expenditure :					
	a. Increase/decrease in stock in trade and work in	<b>147.42</b>	-206.58	<b>37.35</b>	-465.20	-878.90
	b. Consumption of raw materials	<b>12928.26</b>	7604.10	<b>33977.15</b>	16621.60	32971.29
	c. Purchase of traded goods	<b>5499.25</b>	3274.79	<b>14601.25</b>	4829.60	0.00
	d. Employees cost	<b>135.01</b>	53.30	<b>347.36</b>	149.05	267.18
	e. Depreciation	<b>454.29</b>	181.00	<b>884.29</b>	451.15	643.20
	f. Other expenditure	<b>1808.05</b>	415.81	<b>4077.40</b>	1469.14	2218.55
	g. Total	<b>20972.28</b>	11322.42	<b>53924.80</b>	23055.34	35221.32
3.	Profit from Operations before Other Income, Interest and Exceptional Items (1-2)	<b>1042.26</b>	364.73	<b>3192.47</b>	1151.89	2382.78
4.	Other Income	<b>301.70</b>	199.98	<b>490.33</b>	464.21	74.13
5.	Profit before Interest and Exceptional Items (3+4)	<b>1343.96</b>	564.71	<b>3682.80</b>	1616.10	2456.91
6.	Interest	<b>365.49</b>	142.53	<b>840.39</b>	412.38	778.84
7.	Profit after Interest but before Exceptional Items (5-6)	<b>978.47</b>	422.18	<b>2842.41</b>	1203.72	1678.07
8.	Exceptional items	<b>0.00</b>	0.00	<b>0.00</b>	0.00	0.00
9.	<b>Profit (+)/ Loss (-) from Ordinary Activities before tax (7+8)</b>	<b>978.47</b>	422.18	<b>2842.41</b>	1203.72	1678.07
10.	Tax expense	<b>277.69</b>	110.00	<b>837.69</b>	360.00	593.21
11.	<b>Net Profit (+)/ Loss (-) from Ordinary Activities after tax (9-10)</b>	<b>700.78</b>	312.18	<b>2004.72</b>	843.72	1084.86
12.	Extraordinary Items	<b>0.00</b>	0.00	<b>0.00</b>	0.00	0.00
13.	<b>Net Profit(+)/ Loss(-) for the period (11-12)</b>	<b>700.78</b>	312.18	<b>2004.72</b>	843.72	1084.86
14.	Paid-up equity share capital ( Face Value of Rs. 10/- per Share)	<b>3999.52</b>	3999.52	<b>3999.52</b>	3999.52	3999.52
15.	Reserves excluding Revaluation Reserves as per balance sheet of previous accounting year	<b>0.00</b>	0.00	<b>0.00</b>	0.00	2805.20

# **Sumeet**

## **INDUSTRIES LIMITED**


REGD. OFF. : 504, TRIVIDH CHAMBER, 5TH FLOOR, OPP. FIRE BRIGADE STATION, RING ROAD, SURAT - 395 002. INDIA.  
 PHONE : (91-261) 2328902 FAX : (91-261) 2334189  
 E-mail : sumeetindus@yahoo.com Visit us at : www.sumeetindustries.com

16.	Earnings Per Share (EPS) :					
	a) Basic and diluted EPS before Extraordinary items for the period, for the year to date and for the previous year (not to be annualized)	1.75	0.78	5.01	2.11	2.71
	b) Basic and diluted EPS after Extraordinary items for the period, for the year to date and for the previous year (not to be annualized)	1.75	0.78	5.01	2.11	2.71
17.	Public Shareholding :					
	- No. of shares	14553462	15101724	14553462	15101724	14952999
	- Percentage of shareholding	36.39	37.76	36.39	37.76	37.39
18.	Promoters and Promoter Group Shareholding :					
	a) Pledged/Encumbered					
	- Number of shares	0	0	0	0	0
	- Percentage of shares (as a % of the total shareholding of promoter and promoter group)	0.00	0.00	0.00	0.00	0.00
	- Percentage of shares (as a % of the total share capital of the Company)	0.00	0.00	0.00	0.00	0.00
	b) Non-encumbered					
	- Number of Shares	25441698	24893436	25441698	24893436	25042161
	- Percentage of shares (as a % of the total shareholding of promoter and promoter group)	100.00	100.00	100.00	100.00	100.00
	- Percentage of shares (as a % of the total share capital of the Company)	63.61	62.24	63.61	62.24	62.61

### NOTES :-

- The above results have been taken on record at the meeting of the board of Directors of the Company held on 17th January, 2011.
- As per Accounting Standard 17, the requirement of Segment reporting is not applicable to the Company both in respect of Geographical Segment and Product Segment.
- 22 complaints were received and resolved during the quarter. There was nil balance of complaint at the beginning and end of the quarter.
- Figures of previous year and previous quarter have been re-grouped wherever necessary.

FOR SUMEET INDUSTRIES LIMITED

  
DIRECTOR

PLACE : SURAT  
DATE : 17/01/2011